


**Shareholding Pattern under Regulation 31 of SEBI (Listing Obligations and Disclosure Requirements) Regulations, 2015**

1.	Name of Listed Entity: Time Technoplast Limited
2.	Scrip Code/Name of Scrip/Class of Security: 532856
3.	Share Holding Pattern Filed under: Reg. 31(1)(a)/Reg. 31(1)(b)/Reg.31(1)(c)
	a. If under 31(1)(b) then indicate the report for Quarter ending
	b. If under 31(1)(c) then indicate date of allotment/extinguishment
4.	Declaration: The Listed entity is required to submit the following declaration to the extent of submission of information:-

	Particulars	Yes*	No*
1	Whether the Listed Entity has issued any partly paid up shares?		No
2	Whether the Listed Entity has issued any Convertible Securities or Warrants?		No
3	Whether the Listed Entity has any shares against which depository receipts are issued?		No
4	Whether the Listed Entity has any shares in locked-in?		No
5	Whether any shares held by promoters are pledge or otherwise encumbered?		No

\* If the Listed Entity selects the option 'No' for the questions above, the columns for the partly paid up shares, Outstanding Convertible Securities/Warrants, depository receipts, locked-in shares, No of shares pledged or otherwise encumbered by promoters, as applicable, shall not be displayed at the time of dissemination on the Stock Exchange website. Also wherever there is 'No' declared by Listed Entity in above table the values will be considered as 'Zero' by default on submission of the format of holding of specified securities.

GENERATED ON :04/10/2024      NSDL : 30/09/2024      CDSL :30/09/2024




**Time Technoplast Limited**

**Table I - Summary Statement holding of specified securities**

Category	Category of shareholder	Nos. of shareholders	No. of fully paid up equity shares held	No. of Partly paid-up equity shares held	No. of shares underlying Depository Receipts	Total nos. shares held	Shareholding as a % of total no. of shares (calculated as per SCRR, 1957)	Number of Voting Rights held in each class of securities			No. of Shares Underlying Outstanding convertible securities (including Warrants)	Shareholding, as a % assuming full conversion of convertible securities ( as a percentage of diluted share capital)	Number of Locked in shares		Number of Shares pledged or otherwise encumbered		Number of equity shares held in dematerialised form	
								No of Voting Rights					Total as a % of (A+B+C)	No. (a)	As a % of total Shares held(b)	No. (a)		As a % of total Shares held(b)
								Class eg: X	Class eg: y	Total								
(I)	(II)	(III)	(IV)	(V)	(VI)	(VII) =	(VIII) As a % of	(IX)			(X)	(XI)= (VII)+(X)	(XII)		(XIII)		(XIV)	
(A)	Promoter & Promoter Group	9	117013304	0	0	117013304	51.5638	117013304	0	117013304	51.5638	0	51.5638	0	0.0000	0	0.0000	117013304
(B)	Public	110974	109915762	0	0	109915762	48.4362	109915762	0	109915762	48.4362	0	48.4362	0	0.0000	NA	NA	109913152
(C)	Non Promoter - Non Public				0				0		0	0			0.0000	NA	NA	
(C1)	Shares Underlying DRs	0	0	0	0	0	0.0000	0	0	0	0.0000	0	0.0000	0	0.0000	NA	NA	0
(C2)	Shares Held By Employee Trust	0	0	0	0	0	0.0000	0	0	0	0.0000	0	0.0000	0	0.0000	NA	NA	0
	Total	110983	226929066	0	0	226929066	100.0000	226929066	0	226929066	100.0000	0	100.0000	0	0.0000	0	0.0000	226926456

GENERATED ON :04/10/2024      NSDL : 30/09/2024      CDSL :30/09/2024



**Time Technoplast Limited**

**Table II - Statement showing shareholding pattern of the Promoter and Promoter Group**

	Category & Name of the shareholders (I)	Entity Type	Nos. of shareholders (III)	No. of fully paid up equity shares held (IV)	Partly paid-up equity shares held (V)	No. of shares underlying Depository Receipts (VI)	Total nos. shares held (VII) =	Shareholding % calculated as per SCRR, 1957 As a % of (A+B+C2) (VIII) As a % of	Number of Voting Rights held in each class of securities			No. of Shares Underlying Outstanding convertible securities (including Warrants) (X)	Shareholding, as a % assuming full conversion of convertible securities ( as a percentage of diluted share capital) (XI)= (VII)+(X)	Number of Locked in shares		Number of Shares pledged or otherwise encumbered		Number of equity shares held in dematerialised form (XIV)	
									No of Voting Rights		Total as a % of Total Voting Rights			No. (a)	As a % of total Shares held(b)	No. (a)	As a % of total Shares held(b)		
									Class eg: X	Class eg: y									Total (IX)
1	Indian																		
(a)	Individuals / Hindu Undivided Family		6	17568440	0	0	17568440	7.7418	17568440	0	17568440	7.7418	0	0.0000	0	0.0000	17568440		
	Bharat Vageria	Promoters	1	4564750	0	0	4564750	2.0115	4564750	0	4564750	2.0115	0	0.0000	0	0.0000	4564750		
	Raghupathy Thyagarajan	Promoters	1	4538750	0	0	4538750	2.0001	4538750	0	4538750	2.0001	0	0.0000	0	0.0000	4538750		
	Naveen Mahendra Kumar Jain	Promoters	1	4498750	0	0	4498750	1.9824	4498750	0	4498750	1.9824	0	0.0000	0	0.0000	4498750		
	Ritu Jain	Promoter Group	1	3566250	0	0	3566250	1.5715	3566250	0	3566250	1.5715	0	0.0000	0	0.0000	3566250		
	Vishal Anil Jain	Promoters	1	299940	0	0	299940	0.1322	299940	0	299940	0.1322	0	0.0000	0	0.0000	299940		
	Aruna Bharat Vageria	Promoters	1	100000	0	0	100000	0.0441	100000	0	100000	0.0441	0	0.0000	0	0.0000	100000		
(b)	Central Government / State Government(s)		0	0	0	0	0	0.0000	0	0	0	0.0000	0	0.0000	0	0.0000	0		
(c)	Financial Institutions / Banks		0	0	0	0	0	0.0000	0	0	0	0.0000	0	0.0000	0	0.0000	0		
(d)	Any Other (Specify)		3	99444864	0	0	99444864	43.8220	99444864	0	99444864	43.8220	0	0.0000	0	0.0000	99444864		
	Bodies Corporate		3	99444864	0	0	99444864	43.8220	99444864	0	99444864	43.8220	0	0.0000	0	0.0000	99444864		
	Time Securities Services Private Limited	Promoter Group	1	42215636	0	0	42215636	18.6030	42215636	0	42215636	18.6030	0	0.0000	0	0.0000	42215636		
	Vishwalaxmi Trading And Finance Pvt Ltd	Promoter Group	1	35100509	0	0	35100509	15.4676	35100509	0	35100509	15.4676	0	0.0000	0	0.0000	35100509		
	Time Exports Private Limited	Promoter Group	1	22128719	0	0	22128719	9.7514	22128719	0	22128719	9.7514	0	0.0000	0	0.0000	22128719		
	<b>Sub Total (A)(1)</b>		<b>9</b>	<b>117013304</b>	<b>0</b>	<b>0</b>	<b>117013304</b>	<b>51.5638</b>	<b>117013304</b>	<b>0</b>	<b>117013304</b>	<b>51.5638</b>	<b>0</b>	<b>0.0000</b>	<b>0</b>	<b>0.0000</b>	<b>117013304</b>		
2	Foreign																		
(a)	Individuals (Non-Resident Individuals / Foreign Individuals)		0	0	0	0	0	0.0000	0	0	0	0.0000	0	0.0000	0	0.0000	0		
(b)	Government		0	0	0	0	0	0.0000	0	0	0	0.0000	0	0.0000	0	0.0000	0		
(c)	Institutions		0	0	0	0	0	0.0000	0	0	0	0.0000	0	0.0000	0	0.0000	0		
(d)	Foreign Portfolio Investor		0	0	0	0	0	0.0000	0	0	0	0.0000	0	0.0000	0	0.0000	0		
(e)	Any Other (Specify)		0	0	0	0	0	0.0000	0	0	0	0.0000	0	0.0000	0	0.0000	0		
	<b>Sub Total (A)(2)</b>		<b>0</b>	<b>0</b>	<b>0</b>	<b>0</b>	<b>0</b>	<b>0.0000</b>	<b>0</b>	<b>0</b>	<b>0</b>	<b>0.0000</b>	<b>0</b>	<b>0.0000</b>	<b>0</b>	<b>0.0000</b>	<b>0</b>		
	<b>Total Shareholding Of Promoter And Promoter Group (A)= (A)(1)+(A)(2)</b>		<b>9</b>	<b>117013304</b>	<b>0</b>	<b>0</b>	<b>117013304</b>	<b>51.5638</b>	<b>117013304</b>	<b>0</b>	<b>117013304</b>	<b>51.5638</b>	<b>0</b>	<b>0.0000</b>	<b>0</b>	<b>0.0000</b>	<b>117013304</b>		

Details of Shares which remain unclaimed may be given hear along with details such as number of shareholders, outstanding shares held in demat/unclaimed suspense account, voting rights which are frozen etc.

Note :


(1) PAN would not be displayed on website of Stock Exchange(s)

(2) The term 'Encumbrance' has the same meaning as assigned under regulation 28(3) of SEBI (Substantial Acquisition of Shares and Takeovers) Regulations, 2011.

GENERATED ON :04/10/2024

NSDL : 30/09/2024


CDSL :30/09/2024



**Time Technoplast Limited**

**Table III - Statement showing shareholding pattern of the Public shareholder**

Category & Name of the shareholders	Nos. of shareholders	No. of fully paid up equity shares held	Partly paid-up equity shares held	No. of shares underlying Depository Receipts	Total nos. shares held	Shareholding % calculated as per SCRR, 1957 As a % of (A+B+C2)	Number of Voting Rights held in each class of securities			No. of Shares Underlying Outstanding convertible securities (including Warrants)	Shareholding, as a % assuming full conversion of convertible securities (as a percentage of diluted share capital)	Number of Locked in shares		Number of Shares pledged or otherwise encumbered		Number of equity shares held in dematerialised form	Sub-categorization of shares		
							No of Voting Rights		Total as a % of Total Voting Rights			No. (a)	As a % of total Shares held(b)	No. (a)	As a % of total Shares held(b)		Sub-category(i)	Sub-category(ii)	Sub-category(iii)
							Class eg: X	Class eg: y											
(I)	(III)	(IV)	(V)	(VI)	(VII) =	(VIII) As a	(IX)			(X)	(XI)= (VII)+(X) As	(XII)		(XIII)	(XIV)	(XV)			
1 Institutions (Domestic)																			
(a) Mutual Fund	8	23537259	0	0	23537259	10.3721	23537259	0	23537259	10.3721	0	0.0000	NA	NA	23537259	0	0	0	
Tata Mutual Fund - Tata Small Cap Fund	1	8601529	0	0	8601529	3.7904	8601529	0	8601529	3.7904	0	0.0000	NA	NA	8601529	0	0	0	
Hdfc Trustee Company Ltd. A/C Hdfc Balanced Advantage Fund	1	7750000	0	0	7750000	3.4152	7750000	0	7750000	3.4152	0	0.0000	NA	NA	7750000	0	0	0	
Hsbc Small Cap Fund	1	6497816	0	0	6497816	2.8634	6497816	0	6497816	2.8634	0	0.0000	NA	NA	6497816	0	0	0	
(b) Venture Capital Funds	0	0	0	0	0	0.0000	0	0	0	0.0000	0	0.0000	NA	NA	0				
(c) Alternate Investment Funds	9	5665154	0	0	5665154	2.4964	5665154	0	5665154	2.4964	0	0.0000	NA	NA	5665154	0	0	0	
3p India Equity Fund 1	1	3361807	0	0	3361807	1.4814	3361807	0	3361807	1.4814	0	0.0000	NA	NA	3361807				
(d) Banks	0	0	0	0	0	0.0000	0	0	0	0.0000	0	0.0000	NA	NA	0				
(e) Insurance Companies	0	0	0	0	0	0.0000	0	0	0	0.0000	0	0.0000	NA	NA	0				
(f) Provident Funds/ Pension Funds	0	0	0	0	0	0.0000	0	0	0	0.0000	0	0.0000	NA	NA	0				
(G) Asset Reconstruction Companies	0	0	0	0	0	0.0000	0	0	0	0.0000	0	0.0000	NA	NA	0				
(h) Sovereign Wealth Funds	0	0	0	0	0	0.0000	0	0	0	0.0000	0	0.0000	NA	NA	0				
(i) NBFCs registered with RBI	1	5000	0	0	5000	0.0022	5000	0	5000	0.0022	0	0.0000	NA	NA	5000	0	0	0	
(j) Other Financial Institutions	0	0	0	0	0	0.0000	0	0	0	0.0000	0	0.0000	NA	NA	0				
(k) Any Other (Specify)	0	0	0	0	0	0.0000	0	0	0	0.0000	0	0.0000	NA	NA	0				
Sub Total (B)(1)	18	29207413	0	0	29207413	12.8707	29207413	0	29207413	12.8707	0	0.0000	NA	NA	29207413	0	0	0	
2 Institutions (Foreign)																			
(a) Foreign Direct Investment	0	0	0	0	0	0.0000	0	0	0	0.0000	0	0.0000	NA	NA	0				
(b) Foreign Venture Capital Investors	0	0	0	0	0	0.0000	0	0	0	0.0000	0	0.0000	NA	NA	0				
(c) Sovereign Wealth Funds	0	0	0	0	0	0.0000	0	0	0	0.0000	0	0.0000	NA	NA	0				
(d) Foreign Portfolio Investors Category I	102	13301502	0	0	13301502	5.8615	13301502	0	13301502	5.8615	0	0.0000	NA	NA	13301502	0	0	0	
(e) Foreign Portfolio Investors Category II	18	1879800	0	0	1879800	0.8284	1879800	0	1879800	0.8284	0	0.0000	NA	NA	1879800	0	0	0	
(f) Overseas Depositories(holding DRs) (balancing figure)	0	0	0	0	0	0.0000	0	0	0	0.0000	0	0.0000	NA	NA	0				
(g) Any Other (Specify)	0	0	0	0	0	0.0000	0	0	0	0.0000	0	0.0000	NA	NA	0				
Sub Total (B)(2)	120	15181302	0	0	15181302	6.6899	15181302	0	15181302	6.6899	0	0.0000	NA	NA	15181302	0	0	0	
3 Central Government/ State Government(s)																			
(a) Central Government / President of India	0	0	0	0	0	0.0000	0	0	0	0.0000	0	0.0000	NA	NA	0				
(b) State Government / Governor	0	0	0	0	0	0.0000	0	0	0	0.0000	0	0.0000	NA	NA	0				
(C) Shareholding by Companies or Bodies Corporate where Central / State Government is a promoter	0	0	0	0	0	0.0000	0	0	0	0.0000	0	0.0000	NA	NA	0				
Sub Total (B)(3)	0	0	0	0	0	0.0000	0	0	0	0.0000	0	0.0000	NA	NA	0				
4 Non-Institutions																			
(a) Associate companies / Subsidiaries	0	0	0	0	0	0.0000	0	0	0	0.0000	0	0.0000	NA	NA	0				
(b) Directors and their relatives (excluding Independent Directors and nominee Directors)	0	0	0	0	0	0.0000	0	0	0	0.0000	0	0.0000	NA	NA	0				
(C) Key Managerial Personnel	1	3000	0	0	3000	0.0013	3000	0	3000	0.0013	0	0.0000	NA	NA	3000	0	0	0	
(D) Relatives of promoters (other than 'immediate relatives' of promoters disclosed under 'Promoter and Promoter Group' category)	0	0	0	0	0	0.0000	0	0	0	0.0000	0	0.0000	NA	NA	0				
(E) Trusts where any person belonging to 'Promoter and Promoter Group' category is 'trustee', 'beneficiary', or 'author of the trust'	0	0	0	0	0	0.0000	0	0	0	0.0000	0	0.0000	NA	NA	0				
(f) Investor Education and Protection Fund (IEPF)	1	10024	0	0	10024	0.0044	10024	0	10024	0.0044	0	0.0000	NA	NA	10024	0	0	0	



(g)	i. Resident individual holding nominal share capital up to Rs. 2 lakhs.	106161	43423967	0	0	43423967	19.1355	43423967	0	43423967	19.1355	0	19.1355	0	0.0000	NA	NA	43423957	0	0	0
(h)	ii. Resident individual holding nominal share capital in excess of Rs. 2 lakhs.	10	5895317	0	0	5895317	2.5979	5895317	0	5895317	2.5979	0	2.5979	0	0.0000	NA	NA	5895317	0	0	0
	Ajay Upadhyaya		2500000	0	0	2500000	1.1017	2500000	0	2500000	1.1017	0	1.1017	0	0.0000	NA	NA	2500000	0	0	0
(i)	Non Resident Indians (NRIs)	2111	2605100	0	0	2605100	1.1480	2605100	0	2605100	1.1480	0	1.1480	0	0.0000	NA	NA	2605100	0	0	0
(j)	Foreign Nationals	0	0	0	0	0	0.0000	0	0	0	0.0000	0	0.0000	0	0.0000	NA	NA	0	0	0	0
(k)	Foreign Companies	1	4600000	0	0	4600000	2.0271	4600000	0	4600000	2.0271	0	2.0271	0	0.0000	NA	NA	4600000	0	0	0
	Ntasian Discovery India Fund	1	4600000	0	0	4600000	2.0271	4600000	0	4600000	2.0271	0	2.0271	0	0.0000	NA	NA	4600000	0	0	0
(l)	Bodies Corporate	673	6362127	0	0	6362127	2.8036	6362127	0	6362127	2.8036	0	2.8036	0	0.0000	NA	NA	6362127	0	0	0
	Barclays Wealth Trustees India Private Limited	1	2300000	0	0	2300000	1.0135	2300000	0	2300000	1.0135	0	1.0135	0	0.0000	NA	NA	2300000	0	0	0
(m)	Any Other (Specify)	1878	2627512	0	0	2627512	1.1579	2627512	0	2627512	1.1579	0	1.1579	0	0.0000	NA	NA	2624912	0	0	0
	Trusts	6	12406	0	0	12406	0.0055	12406	0	12406	0.0055	0	0.0055	0	0.0000	NA	NA	12406	0	0	0
	Body Corp-Ltd Liability Partnership	74	338695	0	0	338695	0.1493	338695	0	338695	0.1493	0	0.1493	0	0.0000	NA	NA	338695	0	0	0
	Office Bearers	80	197822	0	0	197822	0.0872	197822	0	197822	0.0872	0	0.0872	0	0.0000	NA	NA	195222	0	0	0
	Hindu Undivided Family	1711	2074049	0	0	2074049	0.9140	2074049	0	2074049	0.9140	0	0.9140	0	0.0000	NA	NA	2074049	0	0	0
	Clearing Member	7	4540	0	0	4540	0.0020	4540	0	4540	0.0020	0	0.0020	0	0.0000	NA	NA	4540	0	0	0
	Sub Total (B)(4)	110836	65527047	0	0	65527047	28.8756	65527047	0	65527047	28.8756	0	28.8756	0	0.0000	NA	NA	65524437	0	0	0
	Total Public Shareholding (B)= (B)(1)+(B)(2)+(B)(3)+b(4)	110974	109915762	0	0	109915762	48.4362	109915762	0	109915762	48.4362	0	48.4362	0	0.0000	NA	NA	109913152	0	0	0

Details of the shareholders acting as persons in Concert including their Shareholding (No. and %):

No. of shareholders	%
0	


Details of Shares which remain unclaimed may be given hear along with details such as number of shareholders, outstanding shares held in demat/unclaimed suspense account, voting rights which are frozen etc.

No. of shareholders
0

Note :

- (1) PAN would not be displayed on website of Stock Exchange(s).
- (2) The above format needs to be disclosed along with the names of the shareholders holding 1% or more than 1% of shares of the listed entity. Column no.(XIII)is not applicable in the above format.
- (3) W.r.t. the information pertaining to Depository Receipts, the same may be disclosed in the respective columns to the extent information available and the balance to be disclosed as held by custodian.
- (4) Categorization and disclosure of each shareholder category should be carried out in the order prescribed in the above format. If a shareholder is falling under more than one category, then the same shall be classified in the category falling first in
- (5) Sub-categorization of shares under column no.(XV) will be based on shareholding(no. of shares)under the following sub-categories:
  - (i) Shareholder who are represented by a nominee Director on the board of the listed entity or have the right to nominate a representative(i.e. Director)on the board of the listed entity.
  - (ii) Shareholder who have entered into shareholder agreement with the listed entity.
  - (iii) Shareholders acting as persons in concert with promoters.

GENERATED ON :04/10/2024 NSDL : 30/09/2024 CDSL



**Time Technoplast Limited**

**Table IV - Statement showing shareholding pattern of the Non Promoter- Non Public shareholder**

	Category & Name of the shareholders	Nos. of shareholders	No. of fully paid up equity shares held	Partly paid-up equity shares held	No. of shares underlying Depository Receipts	Total nos. shares held	Shareholding % calculated as per SCRR, 1957 As a % of (A+B+C2)	Number of Voting Rights held in each class of securities			No. of Shares Underlying Outstanding convertible securities (including Warrants)	Shareholding, as a % assuming full conversion of convertible securities ( as a percentage of diluted share capital)	Number of Locked in shares		Number of Shares pledged or otherwise encumbered		Number of equity shares held in dematerialised form	
								No of Voting Rights					Total as a % of (A+B+C)	No. (a)	As a % of total Shares held(b)	No. (a)		As a % of total Shares held(b)
								Class eg: X	Class eg: y	Total								
(I)	(III)	(IV)	(V)	(VI)	(VII) =	(VIII) As a	(IX)			(X)	(XI)= (VII)+(X)	(XII)		(XIII)		(XIV)		
1	Custodian/DR Holder	0	0	0	0	0	0.0000	0	0	0	0.0000	0	0.0000	0	0.0000	NA	NA	0
2	Employee Benefit Trust / Employee Welfare Trust under SEBI (Share based Employee Benefits and Sweat Equity) Regulations, 2021	0	0	0	0	0	0.0000	0	0	0	0.0000	0	0.0000	0	0.0000	NA	NA	0
	Total Non-Promoter- Non Public Shareholding (C)= (C)(1)+(C)(2)	0	0	0	0	0	0.0000	0	0	0	0.0000	0	0.0000	0	0.0000	NA	NA	0

**Note :**

(1) PAN would not be displayed on website of Stock Exchange(s).

(2) The above format needs to be disclosed along with the names of the shareholders holding 1% or more than 1% of shares of the listed entity. Column no.(XIII)is not applicable in the above format.

(3) W.r.t. the information pertaining to Depository Receipts, the same may be disclosed in the respective columns to the extent information available.

GENERATED ON :04/10/2024

NSDL : 30/09/2024

CDSL :30/09/2024

