

November 11, 2024

To,

National Stock Exchange of India Ltd.

Exchange Plaza, 5th Floor,

Plot No. C-1, Block G,

Bandra – Kurla Complex,

Bandra (East), Mumbai – 400 051

Symbol: TIMETECHNO

BSE Limited

1st Floor, New Trading Ring,

Rotunda Building,

P.J. Towers, Dalal Street,

Fort, Mumbai – 400 001

Scrip Code: 532856

Meeting Commencement Time	03:00 p.m.
Meeting Conclusion Time	07:40 P.m.

Dear Sir/Madam,

Sub: Outcome of Board Meeting held on November 11, 2024

Pursuant to Regulation 30 and 33 of SEBI (Listing Obligations and Disclosure Requirements) Regulations, 2015, we wish to inform you that the Board of Directors of Time Technoplast Limited at its meeting held on November 11, 2024, inter-alia, transacted and approved the following businesses:

1. a) Considered and approved the Unaudited (Consolidated & Standalone) Financial Results for the Quarter and Half Year ended 30th September, 2024 (**Annexure – A**).
- b) Considered Limited Review Report (Consolidated & Standalone) dated November 11, 2024, issued by the Joint Statutory Auditors i.e. M/s. Khandelwal Jain & Co. and M/s. K P M R & Co., Chartered Accountants, for the period ended 30th September, 2024. (**Annexure – B**).

You are requested to take note of the same.

Thanking you,

Yours Faithfully,

For TIME TECHNOPLAST LIMITED



BHARAT KUMAR VAGERIA

MANAGING DIRECTOR

DIN: 00183629

TIME TECHNOPLAST LTD.

Bringing Polymers To Life

CIN : L27203DD1989PLC003240

Regd. Office : 101, 1st Floor, Centre Point, Somnath Daman Road, Somnath, Dabhel, Nani Daman, Daman - 396210

Corp. Off. : 55, Corporate Avenue, 2nd Floor, Saki Vihar Road, Andheri (East), Mumbai - 400 072 INDIA Tel. : 91-22-7111 9999 Fax : 91-22-2857 5672 E-mail : tl@timetechnoplast.com Website : www.timetechnoplast.com
Bangalore : (080) 26608056/61 Baddi : 9816720202/9816700202/9816820202 Chennai (044) 4501 0019/29 Delhi : (0120) 4326144/4284946 Hyderabad : 9849019428 Kolkata : (033) 46037097/98

TIME
TIME TECHNOPLAST LTD.
Bringing Polymers To Life

Regd. Office : 101, 1st Floor, Centre Point, Somnath Daman Road, Somnath, Dabhel, Nani Daman, Dadra and Nagar Haveli, Daman and Diu (U.T.) 396 210

Corp. Office : 55, Corporate Avenue, Saki Vihar Road, Andheri (E), Mumbai - 400 072

CIN : L27203DD1989PLC003240 Website: www.timetechnoplast.com Email: investors@timetechnoplast.com

STATEMENT OF UNAUDITED CONSOLIDATED FINANCIAL RESULTS FOR THE QUARTER & HALF YEAR ENDED 30TH SEPTEMBER 2024

(₹ in Lakhs)

Sr. No.	Particulars	Quarter Ended			Half Year Ended		Year Ended
		30.09.2024	30.06.2024	30.09.2023	30.09.2024	30.09.2023	31.03.2024
		(Unaudited)	(Unaudited)	(Unaudited)	(Unaudited)	(Unaudited)	(Audited)
1	Income						
a	Revenue from Operations	1,37,052	1,23,005	1,19,421	2,60,057	2,27,353	4,99,250
b	Other Income	93	66	25	159	124	1,415
	Total Income (a+b)	1,37,145	1,23,071	1,19,446	2,60,216	2,27,477	5,00,665
2	Expenditure :-						
a	Cost of Materials Consumed	99,865	87,068	84,730	1,86,933	1,64,109	3,57,774
b	Change in inventories of finished goods &, work-in-progress	(1,462)	1,269	1,373	(194)	(91)	2,050
c	Employees Benefits Expenses	6,520	5,982	5,645	12,502	10,984	23,726
d	Finance Costs	2,282	2,422	2,545	4,703	5,194	10,141
e	Depreciation and amortisation expense	4,177	4,089	4,576	8,265	9,123	17,258
f	Other Expenses	12,507	11,243	10,987	23,750	20,941	46,619
	Total Expenditure	1,23,889	1,12,073	1,09,857	2,35,961	2,10,261	4,57,568
3	Profit before Exceptional Items & tax (1-2)	13,257	10,998	9,589	24,255	17,216	43,097
4	Exceptional Items	-	-	-	-	-	-
5	Profit Before Tax (3+4)	13,257	10,998	9,589	24,255	17,216	43,097
6	Tax Expenses	3,278	2,952	2,444	6,230	4,364	11,508
7	Net Profit After Tax (5-6)	9,979	8,046	7,146	18,025	12,852	31,589
8	Extraordinary Item (Net of Tax Expenses)	-	-	-	-	-	-
9	Net Profit For the period (7 + 8)	9,979	8,046	7,146	18,025	12,852	31,589
10	Other Comprehensive Income (Net of Tax)	(103)	-	34	(103)	34	33
11	Total Comprehensive Income (9+10)	9,876	8,046	7,180	17,922	12,886	31,622
12	Net Profit attributable to						
	Owners	9,836	7,931	7,040	17,767	12,649	31,044
	Non Controlling Interests	143	115	106	258	203	545
		9,979	8,046	7,146	18,025	12,852	31,589
	Other Comprehensive Income attributable to						
	Owners	(103)	-	34	(103)	34	38
	Non Controlling Interests	-	-	-	-	-	(5)
		(103)	-	34	(103)	34	33
	Total Comprehensive Income attributable to						
	Owners	9,733	7,931	7,074	17,664	12,683	31,082
	Non Controlling Interests	143	115	106	258	203	539
		9,876	8,046	7,180	17,922	12,886	31,622
13	Paid-up equity share capital (Face Value of ₹ 1/- each)	2,269	2,269	2,261	2,269	2,261	2,269
14	Other Equity (excluding Revaluation Reserve)						2,52,775
15	Earnings Per Share (EPS)- ₹						
a	Earning Per Share- Basic	4.33	3.49	3.11	7.83	5.59	13.71
b	Earning Per Share- Diluted	4.33	3.49	3.10	7.82	5.56	13.67



SEGMENT WISE REVENUE, RESULTS, ASSETS AND LIABILITIES (CONSOLIDATED) FOR THE QUARTER / HALF YEAR ENDED 30TH SEPTEMBER 2024

(₹ in Lakhs)


Sr No	Particulars	Quarter Ended			Half Year Ended		Year Ended
		30.09.2024	30.06.2024	30.09.2023	30.09.2024	30.09.2023	31.03.2024
		(Unaudited)	(Unaudited)	(Unaudited)	(Unaudited)	(Unaudited)	(Audited)
1	Segment Revenue						
	(a) Polymer Products	86,731	80,271	76,799	1,67,001	1,48,149	3,25,403
	(b) Composite Products	50,321	42,734	42,622	93,056	79,204	1,73,847
	Total	1,37,052	1,23,005	1,19,421	2,60,057	2,27,353	4,99,250
	Less : Inter Segment Revenue	-	-	-	-	-	-
	Net Sales/Income from operations	1,37,052	1,23,005	1,19,421	2,60,057	2,27,353	4,99,250
2	Segment Results						
	Profit before tax and interest from each segment						
	(a) Polymer Products	9,249	8,117	7,416	17,366	13,783	32,200
	(b) Composite Products	6,196	5,237	4,694	11,433	8,503	19,623
	Total	15,445	13,354	12,110	28,799	22,287	51,823
	Less:						
	i) Interest	2,282	2,422	2,545	4,703	5,194	10,141
	Add						
	i) Other Un-allocable Income net off	93	66	25	159	124	1,415
	Total Profit Before Tax	13,257	10,998	9,589	24,255	17,216	43,097
3	Segment Assets						
	(a) Polymer Products	3,18,944	3,09,114	2,93,924	3,18,944	2,93,924	3,10,882
	(b) Composite Products	1,04,243	99,472	97,454	1,04,243	97,454	1,00,517
	(c) Unallocable	-	-	-	-	-	-
	Total Segment Assets	4,23,187	4,08,585	3,91,378	4,23,187	3,91,378	4,11,399
4	Segment Liabilities						
	(a) Polymer Products	43,465	35,049	38,090	43,465	38,090	40,386
	(b) Composite Products	13,712	13,304	13,560	13,712	13,560	15,179
	(c) Unallocable	-	-	-	-	-	-
	Total Segment Liabilities	57,177	48,353	51,650	57,177	51,650	55,566



CONSOLIDATED STATEMENT OF ASSETS AND LIABILITIES

(₹ In Lakhs)


Sr No	Particulars	As at	As at
		30.09.2024 (Unaudited)	31.03.2024 (Audited)
	ASSETS		
(1)	Non-Current Assets		
	(a) Property, Plant & Equipment	1,28,726	1,28,673
	(b) Capital Work-In-Progress	5,777	4,118
	(c) Right-of-Use-Assets	9,093	8,150
	(d) Intangible Assets	4	8
	(e) Financial Assets		
	Investments	151	151
	Others Financial Assets	3,957	3,847
	Total Non Current Assets	1,47,706	1,44,947
(2)	Current Assets		
	(a) Inventories	1,08,293	1,05,032
	(b) Financial Assets		
	(i) Trade Receivables	1,12,616	1,08,209
	(ii) Cash & Cash Equivalents	10,075	9,119
	(iii) Bank Balance other than above	7,032	6,228
	(c) Other Current Assets		-
	(i) Other Current Assets	31,441	28,837
	Current Assets	2,69,457	2,57,425
	Assets Classified As Held For Sale	6,024	9,027
	Total Assets	4,23,187	4,11,399
	Equity and Liabilities		
	Equity		
	(a) Equity Share Capital	2,269	2,269
	(b) Other Equity	2,65,974	2,53,006
	Equity Attributable to Shareholders	2,68,244	2,55,275
	Non - Controlling Interest	6,611	6,353
	Total Equity	2,74,855	2,61,628
	Liabilities		
(1)	Non-Current Liabilities		
	(a) Financial Liabilities		
	Borrowings	21,551	16,539
	Lease Liabilities	8,419	7,386
	Deferred Tax Liabilities (Net)	12,237	11,273
	Total Non-Current Liabilities	42,207	35,198
(2)	Current Liabilities		
	(a) Financial Liabilities		
	(i) Borrowings	47,733	57,922
	(ii) Trade Payables		-
	Micro & Small Enterprises	795	651
	Other than Micro & Small Enterprises	46,334	43,745
	(iii) Lease Liabilities	1,214	1,085
	(iv) Other Financial Liabilities	62	62
	(b) Other Current Liabilities	4,631	4,572
	(c) Provisions	1,729	1,668
	(d) Current Tax Liabilities (Net)	3,626	4,867
	Total Current Liabilities	1,06,125	1,14,573
	Total Equity and Liabilities	4,23,187	4,11,399



CONSOLIDATED CASH FLOW STATEMENT

(₹ In Lakhs)


Sr No	Particulars	Half Year Ended	Half Year Ended
		30.09.2024	30.09.2023
		(Unaudited)	(Unaudited)
A.	CASH FLOW FROM OPERATING ACTIVITIES		
	Profit Before Tax & Extraordinary Items	24,255	17,217
	Adjustment For:		
	Depreciation And Amortisation Expenses	8,265	9,123
	Finance Costs	4,703	5,194
	(Profit)/ Loss On Sale Of Property Plant & Equipment/Assets Held for Sales	(65)	-
	Minority Interest In Subsidiary	258	203
	Exchange Adjustment (Net)	(103)	34
	Share Based Payment Reserve	-	-
	Operating Profit Before Working Capital Changes	37,314	31,771
	Adjustment For :		
	(Increase) / Decrease in Inventories	(3,261)	(3,171)
	(Increase) / Decrease in Trade Receivables	(4,407)	(3,106)
	(Increase) / Decrease in Other Assets	(2,714)	(1,086)
	Increase / (Decrease) in Trade Payables	2,734	2,509
	Increase / (Decrease) in Provisions and Other Liabilities	(5,769)	(3,395)
	Cash Generated From Operations	23,897	23,523
	Direct Taxes Paid (Net of Refund)	(5,159)	(3,936)
	Cash Flow Before Extraordinary Items	18,738	19,587
	Net Cash From Operating Activities (A)	18,738	19,587
B.	CASH FLOW FROM INVESTING ACTIVITIES		
	Purchase Of Property ,Plant And Equipment, Intangibles Etc	(9,408)	(9,978)
	Purchase Of Investment	-	(151)
	Sales of Assets Classified As Held For Sale	3,068	1,300
	Maturity/ (investment) in Bank deposit	(804)	(98)
	Net Cash Used In Investing Activities (B)	(7,144)	(8,927)
C.	CASH FLOW FROM FINANCING ACTIVITIES		
	Net Proceeds From Borrowings	(5,177)	(3,404)
	Payment Of Lease Liabilities	(602)	(606)
	Dividend Paid	(157)	(118)
	Interest Paid	(4,703)	(5,194)
	Net Cash Used In Financing Activities (C)	(10,639)	(9,322)
	Net Increase/ (Decrease) In Cash And Cash Equivalents (A + B + C)	956	1,338
	Cash And Cash Equivalents As At (Opening Balance)	9,119	6,926
	Cash And Cash Equivalents As (Closing Balance)	10,075	8,264



NOTES :-

- The above results were reviewed and recommended by the Audit Committee and approved by the Board of Directors at their meeting held on 11th November, 2024. The financial results have been prepared in accordance with the recognition and measurement principles of Indian Accounting Standards ("Ind AS") prescribed under Section 133 of the Companies Act, 2013 read with the relevant rules issued thereunder and the other accounting principles generally accepted in India.
- Additional Consolidated Information pursuant to Regulation 52 (4) of Securities and Exchange Board of India (listing Obligations and Disclosure Requirements) Regulations, 2015, as amended as at and for the quarter/ half year ended September 30, 2024

Sr. No.	Particulars	Quarter Ended			Half Year Ended		Year Ended
		30.09.2024	30.06.2024	30.09.2023	30.09.2024	30.09.2023	31.03.2024
		(Unaudited)	(Unaudited)	(Unaudited)	(Unaudited)	(Unaudited)	(Audited)
1	Debt Equity Ratio (Total Borrowings / Total Shareholders Equity)	0.26	0.27	0.33	0.26	0.33	0.29
2	Debt Service Coverage Ratio (Profit before Tax, Exceptional Items, Depreciation, Finance Charges / (Finance Charges + Long Term Borrowings scheduled principal Repayments during the period))	4.03	3.94	5.48	3.99	4.09	4.01
3	Interest Service Coverage Ratio (Profit before Tax, Exceptional Items, Depreciation , Finance Charges / Finance Charges)	8.64	7.23	6.56	7.91	6.07	6.95
4	Current Ratio (Current Assets / Current Liabilities)	2.54	2.43	2.22	2.54	2.22	2.25
5	Long term debt to working capital (Non-Current Borrowings + Current maturities of long term borrowings / Current Assets - (Current Liabilities - Current Maturities of Long Term borrowings)	0.17	0.15	0.22	0.17	0.22	0.17
6	Bad debts to Accounts receivable ratio (Bad debts / Trade receivables)	-	-	-	-	-	-
7	Current Liability ratio (Current Liabilities / Total Liabilities)	0.72	0.76	0.73	0.72	0.73	0.76
8	Total debts to total assets (Total Borrowings / Total Assets)	0.16	0.17	0.20	0.16	0.20	0.18
9	Debtors Turnover (no. of days) (Average Trade receivables / Revenue from Operation plus Duties & Taxes * No of days)	67	72	66	71	70	68



Sr. No.	Particulars	Quarter Ended			Half Year Ended		Year Ended
		30.09.2024	30.06.2024	30.09.2023	30.09.2024	30.09.2023	31.03.2024
		(Unaudited)	(Unaudited)	(Unaudited)	(Unaudited)	(Unaudited)	(Audited)
10	Inventory Turnover (no. of days) (Average inventory / Revenue from Operation plus Duties & Taxes * No of days)	66	71	69	69	73	68
11	Operating EBITDA Margin (%) (Profit before depreciation, Interest, Tax and exceptional items / Revenue from operations)	14.38%	14.23%	13.99%	14.30%	13.86%	14.08%
12	Net profit Margin (%) (Profit After tax / Revenue from operations)	7.28%	6.54%	5.98%	6.93%	5.65%	6.31%
13	Paid up Equity Share Capital (Face value of Re. 1 per share)	2,269	2,269	2,261	2,269	2,261	2,269
14	Other equity Excluding Revaluation Reserves	2,65,744	2,60,706	2,34,176	2,65,744	2,34,176	2,52,775
15	Net worth Excluding Revaluation Reserves	2,68,013	2,62,976	2,36,437	2,68,013	2,36,437	2,55,044

3 NED Energy Limited is the Subsidiary of Time Technoplast Limited and the Board of Directors of NED Energy Limited ("NED") ("the Transferor Company" – Holding Company of PBBPL) and Power Build Batteries Private Limited ("PBBPL") ("the Transferee Company" – the Wholly Owned Subsidiary of NED Energy Limited) at their meeting held on November 08, 2024, have considered and approved the Scheme of Amalgamation under the provisions of Sections 230 to 233 and other applicable provisions of the Companies Act, 2013 ("Act") and the rules made thereunder. Both Companies are operating in similar line of business that can be conveniently combined for following benefits:

- a. Better efficiency;
- b. Effective utilization of resources;
- c. Improved profitability and scale of operations and margins.
- d. Savings in the operational cost.

4 Board has considered and approved on October 25, 2024, raising of funds through Qualified Institutions Placement ("QIP") for an amount not exceeding ₹1,000 Crores in terms of the Securities and Exchange Board of India (Issue of Capital and Disclosure Requirements) Regulations, 2018, as amended (the "SEBI ICDR Regulations") and/or any other permissible mode(s), in accordance with the SEBI ICDR Regulations and other applicable regulations, subject to necessary approvals including the approval of the members of the Company and such other regulatory/statutory approvals as may be required. The Company shall utilize proceeds of QIP (after adjustment of expenses related to the QIP, if any) ("Net Proceeds") in India and Overseas including subsidiaries for the following purposes, or a combination thereof:

- i. Partial or full repayment and/or pre-payment of short term and/or long-term debt.
- ii. Capital investments for the expansion of both greenfield and brownfield projects focused on value-added products such as Intermediate Bulk Containers (IBCs), Composite Products includes CNG, LPG and Hydrogen Cylinders/Cascades.
- iii. Capital expenses for automation, reengineering/modifications of the moulds, machineries and Equipment for reduction in recurring cost and to improve margins.
- iv. Funding the organic and inorganic growth in the area of its operations.
- v. Meeting the working capital requirements of the Company (on consolidated basis).
- vi. General Corporate purpose.



- 5 The Board of Directors reviewed the status of the disinvestment process regarding the sale of a 50% stake in the UAE business to a financial investor. After thorough discussion, which included an evaluation of the current situation in the Middle East, the Company's strategic goal of becoming debt-free through its growth plan (targeting around 15% p.a.) and the ongoing Qualified Institutional Placement (QIP) (as detailed in Note No. 4), the Board decided not to proceed with the sale of the business.
- 6 In the Konkan region of Maharashtra, TPL Plastech Limited (75%), Subsidiary of Company is setting up Greenfield manufacturing project for Industrial Packaging products i.e. Intermediate Bulk Containers (IBC), Plastic Drums & Jerry Cans. This unit will cater to the existing & growing Agro chemical and allied demand in addition to the emerging market arising due to setting up of new projects on Solar/PV Chemicals, fruit and juice industry, semi-conductor chemicals and Ethyl Natural Alcohol units. Other than offering the latest developments in Packaging, the Company will have cost advantage for servicing in surrounding areas considering the voluminous product. The Company has already received land allotment from the Government authorities on a long-term lease basis & estimating to complete this project in FY 2025-26.
- 7 The Company's Board has approved the consolidation of its product portfolio and manufacturing units in India & overseas, including the addition of new locations, Brownfield expansion, to better align with market demand while optimizing costs.
- 8 Management has identified non-core assets for disposal with a target realization value of Rs. 125 Crores (approx.). As of September 2024, the Company has successfully realized Rs. 65 Crores, and efforts are ongoing to achieve the remaining Rs. 60 Crores within the next 12 months.
- 9 The previous period's figures have been re-grouped / re-classified wherever considered necessary.
- 10 The results are available on the Bombay Stock Exchange website (URL: www.bseindia.com), the National Stock Exchange website (URL: www.nseindia.com) and on the Company's website (URL: www.timetechnoplast.com).

For Time Technoplast Limited



Bharat Kumar Vageria
Managing Director
DIN: 00183629

Date: November 11, 2024

Place: Mumbai

TIMET
TIME TECHNOPLAST LTD.
Bringing Polymers To Life

Regd. Office : 101, 1st Floor, Centre Point, Somnath Daman Road, Somnath, Dabhel, Nani Daman, Dadra and Nagar Haveli, Daman and Diu (U.T.) 396 210


Corp. Office : 55, Corporate Avenue, Saki Vihar Road, Andheri (E), Mumbai - 400 072

CIN : L27203DD1989PLC003240 Website: www.timetechnoplast.com Email: investors@timetechnoplast.com

STATEMENT OF UNAUDITED STANDALONE FINANCIAL RESULTS FOR THE QUARTER & HALF YEAR ENDED 30TH SEPTEMBER 2024

(₹ in Lakhs)

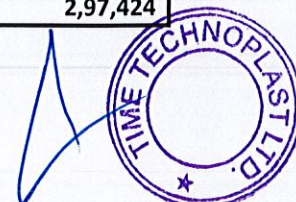
Sr. No.	Particulars	Quarter Ended			Half Year Ended		Year Ended
		30.09.2024 (Unaudited)	30.06.2024 (Unaudited)	30.09.2023 (Unaudited)	30.09.2024 (Unaudited)	30.09.2023 (Unaudited)	31.03.2024 (Audited)
1	Income						
a	Revenue from Operations	71,496	62,543	62,409	1,34,038	1,16,845	2,63,304
b	Other Income	532	-	350	532	350	1,401
	Total Income (a+b)	72,028	62,543	62,759	1,34,570	1,17,195	2,64,705
2	Expenditure						
a	Cost of Materials Consumed	51,638	43,374	43,875	95,012	83,964	1,92,336
b	Change in inventories of finished goods &, work-in-progress	(306)	905	1,062	598	(185)	(1,970)
c	Employees Benefits Expenses	3,352	3,048	2,942	6,400	5,590	12,113
d	Finance Costs	1,402	1,457	1,428	2,859	2,803	5,785
e	Depreciation and amortisation expense	2,615	2,548	2,949	5,162	5,823	10,838
f	Other Expenses	6,743	6,152	5,822	12,896	11,074	24,109
	Total Expenditure	65,444	57,484	58,078	1,22,927	1,09,069	2,43,211
3	Profit before Exceptional Items & tax (1-2)	6,584	5,059	4,681	11,643	8,126	21,494
4	Exceptional Items	-	-	-	-	-	-
5	Profit Before Tax (3+4)	6,584	5,059	4,681	11,643	8,126	21,494
6	Tax Expenses	1,713	1,306	1,219	3,019	2,118	5,544
7	Profit After Tax (5-6)	4,871	3,753	3,462	8,625	6,008	15,950
8	Other Comprehensive Income (Net of Tax)						
	Items that will not be reclassified subsequently to Profit or Loss						
a	Remeasurement of net defined benefit plans	-	-	-	-	-	(4)
	Total Other comprehensive Income	-	-	-	-	-	(4)
9	Total Comprehensive Income (7 + 8)	4,871	3,753	3,462	8,625	6,008	15,946
10	Paid-up equity share capital (Face Value of ₹ 1/- each)	2,269	2,269	2,261	2,269	2,261	2,269
11	Other Equity (excluding Revaluation Reserve)						1,74,550
12	Earnings Per Share (EPS)- ₹						
a	Earning Per Share- Basic	2.15	1.65	1.53	3.80	2.66	7.04
b	Earning Per Share- Diluted	2.14	1.65	1.52	3.80	2.64	7.02



STANDALONE STATEMENT OF ASSETS AND LIABILITIES

(₹ In Lakhs)

Sr No	Particulars	As at	As at
		30.09.2024	31.03.2024
		(Unaudited)	(Audited)
	ASSETS		
(1)	Non-Current Assets		
	(a) Property, Plant & Equipment	99,105	1,00,898
	(b) Capital Work-In-Progress	5,465	3,880
	(c) Right-of-Use-Assets	1,596	1,745
	(d) Intangible Assets	10	13
	(e) Financial Assets		
	Investments	16,630	16,630
	Others Financial Assets	1,447	1,381
	Total Non Current Assets	1,24,252	1,24,547
(2)	Current Assets		
	(a) Inventories	55,838	55,779
	(b) Financial Assets		
	(i) Trade Receivables	71,551	70,417
	(ii) Cash & Cash Equivalents	1,321	1,603
	(iii) Bank Balance other than above	2,673	1,947
	(c) Other Current Assets		
	(i) Other Current Assets	35,599	34,459
	Current Assets	1,66,980	1,64,204
	Assets Classified As Held For Sale	5,670	8,673
	Total Assets	2,96,903	2,97,424
	Equity and Liabilities		
	Equity		
	(a) Equity Share Capital	2,269	2,269
	(b) Other Equity	1,78,636	1,74,551
	Total Equity	1,80,906	1,76,820
	Liabilities		
(1)	Non-Current Liabilities		
	(a) Financial Liabilities		
	Borrowings	20,986	15,974
	Lease Liabilities	1,642	1,799
	Deferred Tax Liabilities (Net)	10,281	9,639
	Total Non-Current Liabilities	32,909	27,412
(2)	Current Liabilities		
	(a) Financial Liabilities		
	(i) Borrowings	45,212	54,035
	(ii) Trade Payables		
	Micro & Small Enterprises	693	612
	Other than Micro & Small Enterprises	29,153	28,876
	(iii) Lease Liabilities	420	399
	(iv) Other Financial Liabilities	10	10
	(b) Other Current Liabilities	4,456	3,888
	(c) Provisions	767	771
	(d) Current Tax Liabilities	2,376	4,603
	Total Current Liabilities	83,088	93,193
	Total Equity and Liabilities	2,96,903	2,97,424



STANDALONE CASH FLOW STATEMENT


(₹ in Lakhs)

Sr No	Particulars	Half Year Ended	Half Year Ended
		30 .09.2024	30 .09.2023
		(Unaudited)	(Unaudited)
A.	CASH FLOW FROM OPERATING ACTIVITIES		
	Profit Before Tax & Extraordinary Items	11,643	8,125
	Adjustment For:		
	Depreciation And Amortisation Expenses	5,162	5,823
	Finance Cost	2,859	2,803
	(Profit)/ Loss On Sale Of Property Plant & Equipment/Assets Held for sale	(65)	-
	Dividend Income	(467)	(350)
	Share Based Payment Reserve	-	-
	Operating Profit Before Working Capital Changes	19,133	16,401
	Adjustment For Change In Working Capital:		
	(Increase) / Decrease in Inventories	(59)	(1,502)
	(Increase) / Decrease in Trade Receivables	(1,134)	(1,222)
	(Increase) / Decrease in Other Assets	(3,565)	(3,210)
	Increase / (Decrease) in Trade Payables	358	547
	Increase / (Decrease) in Provisions and Other Liabilities	(3,977)	(391)
	Cash Generated From Operations	10,756	10,622
	Direct Taxes Paid (Net of Refund)	(2,244)	(1,624)
	Cash Flow Before Extraordinary Items	8,513	8,998
	Net Cash From Operating Activities (A)	8,513	8,998
B.	CASH FLOW FROM INVESTING ACTIVITIES		
	Purchase Of Property ,Plant And Equipment, Intangibles Etc	(4,736)	(6,002)
	Proceeds from Sale of Assets Classified As Held For Sale	3,068	315
	Purchase Of Investment	-	(151)
	Dividend Received	467	350
	Maturity/ (investment) in Bank deposit	(725)	(46)
	Net Cash Used In Investing Activities (B)	(1,926)	(5,534)
C.	CASH FLOW FROM FINANCING ACTIVITIES		
	Net Proceeds From Borrowings	(3,811)	(482)
	Payment of Lease Liability	(199)	(228)
	Interest Paid	(2,859)	(2,803)
	Net Cash Used In Financing Activities (C)	(6,868)	(3,513)
	Net Increase/ (Decrease) In Cash And Cash Equivalents (A + B + C)	(282)	(49)
	Cash And Cash Equivalents As At (Opening Balance)	1,603	1,366
	Cash And Cash Equivalents As (Closing Balance)	1,321	1,317



Additional Standalone Information pursuant to Regulation 52 (4) of Securities and Exchange Board of India (listing Obligations and Disclosure Requirements) Regulations, 2015, as amended as at and for the quarter/ half year ended September 30,2024

Sr. No.	Particulars	Quarter Ended			Half Year Ended		Year Ended
		30.09.2024	30.06.2024	30.09.2023	30.09.2024	30.09.2023	31.03.2024
		(Unaudited)	(Unaudited)	(Unaudited)	(Unaudited)	(Unaudited)	(Audited)
1	Debt Equity Ratio (Total Borrowings / Total Shareholders Equity)	0.37	0.37	0.45	0.37	0.45	0.40
2	Debt Service Coverage Ratio (Profit before Tax, Exceptional Items, Depreciation, Finance Charges / (Finance Charges + Long Term Borrowings scheduled principal Repayments during the period))	4.79	3.10	3.08	3.83	3.42	2.91
3	Interest Service Coverage Ratio (Profit before Tax, Exceptional Items, Depreciation , Finance Charges / Finance Charges)	7.56	6.22	6.34	6.88	5.98	6.59
4	Current Ratio (Current Assets / Current Liabilities)	2.01	1.86	1.70	2.01	1.70	1.76
5	Long term debt to working capital (Non-Current Borrowings + Current maturities of long term borrowings / Current Assets - (Current Liabilities - Current Maturities of Long Term borrowings)	0.30	0.25	0.36	0.30	0.36	0.28
6	Bad debts to Accounts receivable ratio (Bad debts / Trade receivables)	-	-	-	-	-	-
7	Current Liability ratio (Current Liabilities / Total Liabilities)	0.72	0.77	0.76	0.72	0.76	0.77
8	Total debts to total assets (Total Borrowings / Total Assets)	0.22	0.23	0.26	0.22	0.26	0.24
9	Debtors Turnover (no. of days) (Average Trade receivables / Revenue from Operation plus Duties & Taxes * No of days)	79	89	83	85	89	82



Sr. No.	Particulars	Quarter Ended			Half Year Ended		Year Ended
		30.09.2024	30.06.2024	30.09.2023	30.09.2024	30.09.2023	31.03.2024
		(Unaudited)	(Unaudited)	(Unaudited)	(Unaudited)	(Unaudited)	(Audited)
10	Inventory Turnover (no. of days) (Average inventory / Revenue from Operation plus Duties & Taxes * No of days)	62	70	64	67	69	64
11	Operating EBITDA Margin (%) (Profit before depreciation, Interest, Tax and exceptional items / Revenue from operations)	14.72%	14.49%	14.43%	14.61%	14.29%	14.40%
12	Net profit Margin (%) (Profit After tax / Revenue from operations)	6.76%	6.00%	5.52%	6.41%	5.13%	6.03%
13	Paid up Equity Share Capital (Face value of Re. 1 per share)	2,269	2,269	2,261	2,269	2,261	2,269
14	Other equity Excluding Revaluation Reserves	1,78,636	1,78,304	1,64,412	1,78,636	1,64,412	1,74,551
15	Net worth	1,80,906	1,80,573	1,66,673	1,80,906	1,66,673	1,76,820



K P M R & Co
CHARTERED ACCOUNTANTS
 B- 206, OXFORD CHAMBERS
 SAKI VIHAR ROAD, POWAI
 ANDHERI EAST, MUMBAI - 400072
 TEL.: +91-22-42116812
 E-MAIL : KPMRANDCO@GMAIL.COM


KHANDELWAL JAIN & Co
CHARTERED ACCOUNTANTS
 6-B, PIL COURT, 6TH FLOOR,
 111, M. KARVE ROAD,
 CHURCHGATE, MUMBAI - 400020
 TEL : +91-22-43115000
 E-MAIL : MUMBAI@KICO.NET

Independent Auditors' Review Report on Quarterly and year to date Unaudited Consolidated Financial Results of Time Technoplast Ltd pursuant to Regulation 33 of the Securities and Exchange Board of India (Listing Obligations and Disclosure Requirements) Regulations, 2015, as amended. ("Listing Regulations")

To,
THE BOARD OF DIRECTORS OF
TIME TECHNOPLAST LIMITED

- We have reviewed the accompanying Statement of unaudited consolidated financial results of Time Technoplast Limited ('the Parent'), Subsidiaries, associates and joint venture (the Parent, subsidiaries its associates and joint venture together referred to as 'the Group') for the quarter and half year ended 30th September, 2024 and year to date results for the period from 1st April, 2024 to 30th September, 2024 ('the Statement'), being submitted by the Parent pursuant to the requirements of Regulation 33 of the Securities and Exchange Board of India (Listing Obligations and Disclosure Requirements) Regulations, 2015 as amended ('the Listing Regulations').
- This Statement, which is the responsibility of the Parent's management and approved by the Parent's Board of Directors, has been prepared in accordance with the recognition and measurement principles laid down in Indian Accounting Standard 34 "Interim Financial Reporting" ('Ind AS 34'), prescribed under Section 133 of the Companies Act, 2013, and other accounting principles generally accepted in India in compliance with the presentation and disclosure requirements of Regulation 33 of the Listing Regulation. Our responsibility is to express a conclusion on the Statement based on our review.
- We conducted our review of the Statement in accordance with the Standard on Review Engagements (SRE) 2410 "Review of Interim Financial Information Performed by the Independent Auditor of the Entity", issued by the Institute of Chartered Accountants of India. This standard requires that we plan and perform the review to obtain moderate assurance as to whether the financial statements are free of material misstatement. A review of interim financial statement consists of making inquiries, primarily of persons responsible for financial and accounting matters, and applying analytical and other review procedures. A review is substantially less in scope than as audit conducted in accordance with standards on auditing and consequently does not enable us to obtain assurance that we would become aware of all significant matters that might be identified in an audit. Accordingly, we do not express an audit opinion. We also performed procedures in accordance with the circular issued by the SEBI under Regulation 33(8) of the Listing Regulations, to the extent applicable.
- The Statement includes the results of the following entities
 List of Subsidiaries
 TPL Plastech Limited, NED Energy Limited, Elan Incorporated Fze, Kompozit Praha S R O, Ikon Investment Holdings Limited, GNXT Investment Holding PTE Limited, Schoeller Allibert Time Holding PTE Limited & Schoeller Allibert Time Material Handling Solutions Limited.

 List of Joint Ventures
 Time Mauser Industries Private Limited.
- We did not review the interim financial results and other financial information included in the preparation of the Statement in respect of the subsidiaries whose interim financial result reflect total revenue of Rs 61984 Lakhs and Rs 119687 Lakhs and total profit of Rs. 5547 Lakhs and Rs 9810 Lakhs for the quarter and six month ended September 30th, 2024. These interim financial results have been reviewed by other auditor whose reports have been furnished to us by the management and our report on the statement, in so far as it relates to the amounts and disclosures included in respect of these subsidiaries is based solely on the reports of the other auditors.



K P M R & Co
CHARTERED ACCOUNTANTS
B- 206, OXFORD CHAMBERS
SAKI VIHAR ROAD, POWAI
ANDHERI EAST, MUMBAI – 400072
TEL.: +91-22-42116812
E-MAIL : KPMRANDCO@GMAIL.COM

KHANDELWAL JAIN & Co
CHARTERED ACCOUNTANTS
6-B, PIL COURT, 6TH FLOOR,
111, M. KARVE ROAD,
CHURCHGATE, MUMBAI - 400020
TEL : +91-22-43115000
E-MAIL : MUMBAI@KJCO.NET

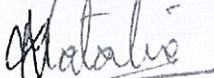
We did not review the interim financial results and other financial information included in the preparation of the Statement in respect of joint venture whose interim financial result reflect total profit of Rs 27 Lakhs and Rs 59 Lakhs (represents group share) for the quarter and six month ended September 30th, 2024. These interim financial results have been reviewed by other auditor whose reports have been furnished to us by the management and our report on the statement, in so far as it relates to the amounts and disclosures included in respect of the Joint venture is based solely on the reports of the other auditors.

Our conclusion on the Statement is not modified in respect of matters referred to in para 5.


6. Based on our review conducted and procedures performed as stated in paragraph 3 above, nothing has come to our attention that causes us to believe that the accompanying Statement, prepared in accordance with the recognition and measurement principles laid down in the aforesaid Indian Accounting Standard and other accounting principles generally accepted in India, has not disclosed the information required to be disclosed in terms of Regulation 33 of the Listing Regulations including the manner in which it is to be disclosed, or that it contains any material misstatement.
7. a). The comparative financial results of the company as stated in the Statement for the Quarter ended June 30, 2024, quarter and half year ended September 30, 2023 prepared in accordance with the Indian Accounting Standards were reviewed by the predecessor auditors' who expressed an unmodified conclusion on those financial results vide their report on August 12, 2024 & November 10, 2023.
b). The Statement also includes figures of the Company for the year ended March 31, 2024, audited by the predecessor auditors who expressed an unmodified opinion on those financial results vide their report on May 23, 2024.

Our conclusion on the Statement is not modified in respect of these matters.


For K P M R & Co
Chartered Accountants
Firm Registration No: 104497W


Neeraj K. Matalia
Partner


Membership Number: 128462
UDIN: 24128462BKFIUS2532
Place of Signature: Mumbai
Date: 11th November 2024



For Khandelwal Jain & Co
Chartered Accountants
Firm Registration No: 105049W


Bhupendra Karkhanis
Partner

Membership Number: 108336
UDIN: 24108336BKCJRN7689
Place of Signature: Mumbai
Date: 11th November 2024



K P M R & Co
CHARTERED ACCOUNTANTS
B- 206, OXFORD CHAMBERS
SAKI VIHAR ROAD, POWAI
ANDHERI EAST, MUMBAI -- 400072
TEL.: +91-22-42116812
E-MAIL : KPMRANDCO@GMAIL.COM

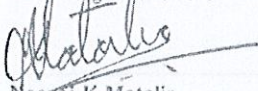
KHANDELWAL JAIN & Co
CHARTERED ACCOUNTANTS
6-B, PIL COURT, 6TH FLOOR,
111, M. KARVE ROAD,
CHURCHGATE, MUMBAI - 400020
TEL: +91-22-43115000
E-MAIL : MUMBAI@KICO.NET

Independent Auditors' Review Report on Quarterly and year to date Unaudited Standalone Financial Results of Time Technoplast Ltd pursuant to Regulation 33 of the Securities and Exchange Board of India (Listing Obligations and Disclosure Requirements) Regulations, 2015, as amended. ("Listing Regulations")

To,
THE BOARD OF DIRECTORS OF
TIME TECHNOPLAST LIMITED

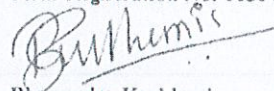
1. We have reviewed the accompanying Statement of unaudited standalone financial results of Time Technoplast Limited ('the Company') for the quarter ended 30th September, 2024 and year to date results for the period from 1st April, 2024 to 30th September, 2024 ('the Statement') attached herewith, being submitted by the Company pursuant to the requirements of Regulation 33 of the SEBI (Listing Obligations and Disclosure Requirements) Regulations, 2015, as amended ('the Regulation').
2. This Statement, which is the responsibility of the Company's management and approved by the Board of Directors, has been prepared in accordance with the recognition and measurement principles laid down in Indian Accounting Standard 34 "Interim Financial Reporting" ('Ind AS 34'), prescribed under Section 133 of the Companies Act, 2013 as amended read with relevant rules issued thereunder, and other accounting principles generally accepted in India and in compliance with Regulation 33 of the Listing Regulation. The Statement has been approved by the Company Board of Directors. Our responsibility is to express a conclusion on the Statement based on our review.
3. We conducted our review of the Statement in accordance with the Standard on Review Engagements (SRE) 2410 "Review of Interim Financial Information Performed by the Independent Auditor of the Entity", issued by the Institute of Chartered Accountants of India. This standard requires that we plan and perform the review to obtain moderate assurance as to whether the statements are free of material misstatement. A review of interim financial statement consists of making inquiries, primarily of persons responsible for financial and accounting matters, and applying analytical and other review procedures. A review is substantially less in scope than an audit conducted in accordance with standards on auditing and consequently does not enable us to obtain assurance that we would become aware of all significant matters that might be identified in an audit. Accordingly, we do not express an audit opinion.
4. Based on our review conducted as above, nothing has come to our attention that causes us to believe that the accompanying Statement, prepared in accordance with the recognition and measurement principles laid down in the aforesaid Indian Accounting Standard and other accounting principles generally accepted in India, has not disclosed the information required to be disclosed of the Listing Regulations including the manner in which it is to be disclosed, or that it contains any material misstatement.
5. a). The comparative financial results of the company as stated in the Statement for the Quarter ended June 30, 2024, quarter and half year ended September 30, 2023 prepared in accordance with the Indian Accounting Standards were reviewed by the predecessor auditors' who expressed an unmodified conclusion on those financial results vide their report on August 12, 2024 & November 10, 2023.
b). The Statement also includes figures of the Company for the year ended March 31, 2024, audited by the predecessor auditors who expressed an unmodified opinion on those financial results vide their report on May 23, 2024.
Our conclusion on the Statement is not modified in respect of these matters.

For K P M R & Co
Chartered Accountants
Firm Registration No: 104497W


Neeraj K Matalia
Partner
Membership Number: 128462
UDIN: 24128462BKFIUR9096
Place of Signature: Mumbai
Date: 11th November 2024



For Khandelwal Jain & Co
Chartered Accountants
Firm Registration No: 105049W


Bhupendra Karkhanis
Partner
Membership Number: 108336
UDIN: 24108336BKCJRM1532
Place of Signature: Mumbai
Date: 11th November 2024

